



**Euro**





## Open Air

The Tilt/Turn window is a dual functioning window designed to provide ventilation, security, emergency egress and easy cleaning from inside. Featuring single handle operation, simply turn the handle 90° and it swings in. Turn the handle 180° and it tilts inward to a set position at the top providing ventilation and security.

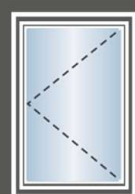
The turn function may be key operated for safety.




### Sample Configurations




Tilt/Turn




Turn Only




Tilt Only



Tilt/Turn with  
Fixed Lite



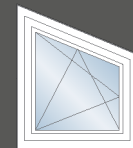
Tilt/Turn with  
Transom



Picture



available in architectural shapes



### Flexibility

Built with the same frame, any of our windows can be used alone or mulled together with other units.

### Character

Elegance and reliability are built into our state of the art extrusions. Add your own creative touches with a variety of grids, glass types and transom designs.

### Performance

High quality insulated glass and first class craftsmanship ensure comfort. Excellent thermal and sound insulation values exceed today's energy efficiency requirements.

## Tilt/Turn



# Make An Entrance


When first impressions count, there's no better way to make an elegant statement and secure your home against weather and intruders than with one of our high performance swing doors.

## ▣ Add Visual Impact

Or simply blend in with the style of the building. A Single Swing or French door will exceed your expectations with exceptional style, durability, weather resistance and security.

## ▣ Ventilate With Security


The Swing door with Tilt/Turn Sidelite combines the benefits of a swing door with our tilt/turn window. The tilt/turn sidelite provides enhanced ventilation and includes a fixed screen, while the swing door provides access.



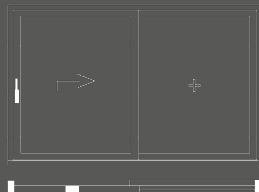
Swing Door

# Let There Be Light

Show off your creativity, there are no limits with our Lift & Slide Doors. With large scale panels you can eliminate architectural restrictions and have an unobstructed view to the outside. Effortless sash operation, exceptional sealing and structural components providing remarkable performance and support. A Lift & Slide Door will enhance your home and create an exciting new experience.



## Sample Configurations



Two panels with a lift and slide sash and a fixed sash.

### ▣ Workmanship

We use vinyl extrusions, hardware and glass from the leading suppliers.

### ▣ Frame

We meet thermal regulation requirements with well-designed vinyl multiple-chamber extrusions and a frame depth of 6 11/16" .

### ▣ Ventilation

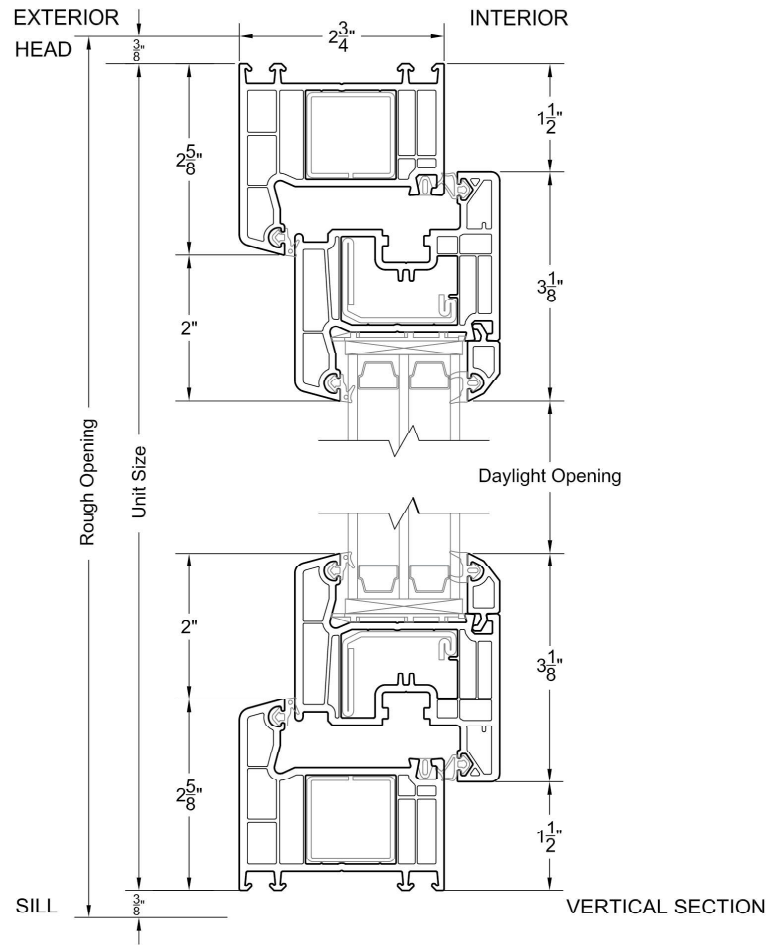
Optional lift and slide hardware allows energy efficient air exchange with a trickle air vent.

### ▣ Glazing

High quality insulated glass up to a total thickness of 1-1/2 inches guarantees maximum thermal insulation values.

# Lift & Slide





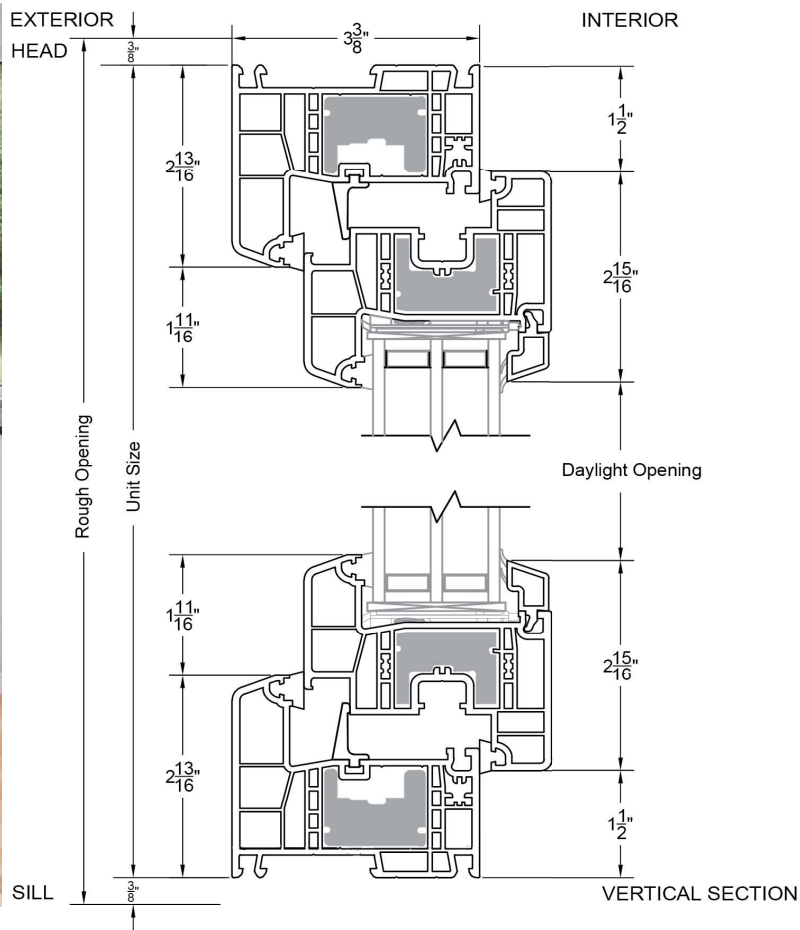
## 70mm Frame

- uPVC frame constructed with a chambered design
- Steel loaded for added structural performance
- Full perimeter multi-point locking system
- Screens standard on tilt-turn units
- 2 3/4" frame depth

70mm Frame	272/CL/272				180/CL/180			
Triple Glazed	U-Factor	R-Value	SHGC	VT	U-Factor	R-Value	SHGC	VT
Glass Only	0.13	7.7	0.35	0.57	0.13	7.7	0.56	0.70
Tilt / Turn	0.17	5.9	0.24	0.39	0.18	5.6	0.38	0.47
Picture	0.15	6.7	0.29	0.46	0.16	6.3	0.46	0.56
Lift and Slide	0.18	5.6	0.24	0.38	0.19	5.3	0.37	0.46

Note: Other glazing options available upon request

	Minimum	Maximum	Limitations	Notes
Tilt / Turn	Width: 18" Height: 18"	Width: 60" Height: 100"	30 sq. ft.	Dual glazed units allow for 39.5 sq. ft.
Picture	Width: 10" Height: 10"		50 sq. ft.	Max width and height depend on width/height aspect ratio and total sq. ft.
Lift and Slide	Width: 72" Height: 84"	Width: 180" Height: 108"		Max width 167.5" at 96" height Doors over 96" will come knocked down
Swing Doors		Width: Single Door: 42" French Door: 75" Height: 96" **	28 sq. ft.	Max weight rating of hinge system: 264 lbs per panel
General: Common frame combinations 70 sq. ft. max. Height or width must be under 96" for shipping purposes Requirements beyond the above limitations may be considered on a limited case by case basis.				



## 86mm Frame

- Fully reinforced polymer window profile system using a fiber composite material
- Six-chambered frame provides unmatched thermal insulation
- Continuous triple weather seal with compression seal
- Full perimeter multi-point locking system
- Screens standard on tilt-turn units
- 3 3/8" frame depth
- Passive House certified profiles available

86mm Frame	272/CL/272				180/CL/180			
Triple Glazed	U-Factor	R-Value	SHGC	VT	U-Factor	R-Value	SHGC	VT
Glass Only	0.13	7.7	0.35	0.57	0.13	7.7	0.56	0.70
Tilt / Turn	0.15	6.7	0.24	0.39	0.16	6.3	0.38	0.47
Picture	0.15	6.7	0.28	0.45	0.16	6.3	0.44	0.55
In-Swing Door	0.17	5.9	0.20	0.34	0.18	5.6	0.35	0.43
Out-Swing Door	0.18	5.6	0.20	0.34	0.18	5.6	0.35	0.43

Note: Other glazing options available upon request

	Minimum	Maximum	Limitations	Notes
Tilt / Turn	Width: 18" Height: 18"	Width: 60" Height: 100"	30 sq. ft.	Dual glazed units allow for 39.5 sq. ft.
Picture	Width: 10" Height: 10"		50 sq. ft.	Max width and height depend on width/height aspect ratio and total sq. ft.
Lift and Slide	Width: 72" Height: 84"	Width: 180" Height: 108"		Max width 167.5" at 96" height Doors over 96" will come knocked down
Swing Doors		Width: Single Door: 42" French Door: 75" Height: 96" **	28 sq. ft.	Max weight rating of hinge system: 264 lbs per panel
<b>General:</b> Common frame combinations 70 sq. ft. max. Height or width must be under 96" for shipping purposes. Requirements beyond the above limitations may be considered on a limited case by case basis.				



Standard Laminate Finishes



Optional Laminate Finishes



Custom Paint as well as additional optional laminate finishes available.  
Lead times vary dependent upon color selection and series.

Window Hardware



Roto: Standard hardware  
Available as white, grey-brown, champagne, silver, bronze, titanium matte, black

Toyko: Optional hardware  
Available only in white, titanium, silver

Verona: Upgrade Option  
Available as black, white, oil rubbed bronze, satin nickel, brushed chrome, rustic umber

Dallas: Upgrade Option  
Available as black, satin nickel, rustic umber, dark bronze

Swing Door Hardware




Roto: Standard hardware  
Available as white, grey-brown, champagne, silver, bronze, titanium matte, black

Verona: Upgrade Option  
Available as black, white, oil rubbed bronze, satin nickel, brushed chrome, rustic umber

Dallas: Upgrade Option  
Available as black, satin nickel, rustic umber, dark bronze

Lift & Slide



Dirgent: Standard hardware  
Available white, silver, grey-brown

Rondo: Upgrade Option  
Available as stainless only

Atlanta: Upgrade Option  
Available as satin nickel only

Dallas: Upgrade Option  
Available as Satin Nickel, Black, rustic umber

Standard Setup: Handle on Interior with finger pull exterior.

Upgrade Option: Handle on interior and exterior with keyed cylinder

LOGIC® Windows and Doors Euro  
Windows and Doors Limited Warranty

**Ten Year Warranty** – This LOGIC® Windows and Doors Euro product is warranted to be free from defects in material and workmanship under normal use and maintenance for a period of ten (10) years from the date of original installation. A new or repaired window or part, at LOGIC's sole option, to replace any window or part determined by LOGIC to be defective, will be provided at no charge PROVIDED that the warranty claim is made in writing and sent by certified mail within thirty (30) days after the defect is discovered to: LOGIC Windows and Doors, 17 Hope Drive, Hallowell, ME 04374. Please be sure to give the following information: your name, address and telephone number, the original order number, the date the Euro product was installed, and a clear description of the defect. LOGIC reserves the right to inspect the alleged defective window product and accept or reject any warranty claims made. During the first (1) year of the warranty, LOGIC will cover labor to repair or replace defective window components.

**This warranty applies** only to Euro products in their original installation location and becomes void upon reinstallation.

**Any replacement windows or parts** are warranted only for the remaining time period of the original warranty.

**This warranty includes** sash and frame materials, hardware, and insulated glass units which under this warranty are warranted to be free of material obstruction of vision resulting from dust or film formation in the dead air space caused by failure of the seal.

**This Warranty does not include** and **LOGIC® Windows and Doors will not be responsible for:**

1. Condensation on glass which occurs as a natural result of humidity, excessive moisture, or changes in external temperatures, since these do not indicate a defect in the Euro product.
2. Normal maintenance including caulking to seal window frames or trim.
3. Repainting or refinishing costs after replacement of defective components.
4. Damage or repairs required as a consequence of faulty installation, vandalism, misuse or abuse, normal weathering, atmospheric pollutants, harmful chemicals, fumes or vapors, fire, lightning, hurricanes, tornadoes, windstorms, ice, hail or other acts of God or conditions beyond LOGIC's control, wind-borne objects, failure of the structure in which the window is installed, or failure to provide reasonable and necessary maintenance.
5. Euro products installed out side of the continental United States, Alaska, Hawaii or Canada, or for industrial, commercial or business use.
6. Any special, indirect or consequential damages of any nature whatsoever. Some states do not allow the exclusion of incidental or consequential damages, so the above limitation may not apply to you.

**Limitation of Warranty** - THE WARRANTY SET FORTH ABOVE IS EXCLUSIVE AND IN LIEU OF ANY AND ALL OTHER WARRANTIES, EXPRESS OR IMPLIED OR ARISING BY OPERATION OF LAW OR OTHERWISE (INCLUDING ANY IMPLIED WARRANTIES OF MERCHANTABILITY AND FITNESS FOR A PARTICULAR PURPOSE) WHETHER OR NOT THE PURPOSE OR USE HAS BEEN DISCLOSED TO LOGIC IN SPECIFICATIONS, DRAWINGS OR OTHERWISE AND WHETHER OR NOT LOGIC'S PRODUCTS ARE SPECIFICALLY DESIGNED AND /OR MANUFACTURED BY LOGIC FOR BUYER'S USE OR PURPOSE.

This warranty does not extend to any losses or damages due to misuse, accident, abuse, neglect, normal wear and tear, negligence, unauthorized modification of alteration, use beyond rate capacity, or improper installation, maintenance or application. Buyer assumes all responsibility for design, application, installation and use of the products manufactured by LOGIC, and specifically assumes responsibility for compliance with all applicable building and design codes relating to or involving the product.

The warranty granted by LOGIC is the Buyer's sole and exclusive remedy for any claims covered by such warranty. LOGIC shall not be liable in contract, in tort (including negligence or strict liability) or otherwise for damages to persons or property or equipment, loss of profits or revenue, loss of use of equipment, cost of capital, claims of customers of Buyer, or for any special, indirect, incidental or consequential damage whatsoever arising from or relating to the product. In no event shall the total cumulative liability of LOGIC with respect to this contract, or anything done in connection therewith such as performance or breach thereof, or the manufacture, sale, delivery, resale or use of any product covered by or furnished under the contract, whether in contract, in tort (including negligence or strict liability) or otherwise, exceed the price of the product or part on which such liability is asserted or claimed.

Any advice furnished by LOGIC with respect to the product is given without charge and without representation as to appropriateness, completeness or suitability of the product for any particular use or application and LOGIC assumes no obligation or liability for any such advice given, or results obtained. To the extent that Buyer has provided LOGIC with any drawings, designs or specifications then LOGIC's sole obligation with respect to manufacture of any product is to do so in accordance with and to the specifications provided by Buyer on or with such drawings or designs and that Buyer shall be solely responsible for the suitability of such drawings, designs and specifications and for compliance with any and all applicable building codes and ordinances, and further agrees to indemnify, defend and save LOGIC harmless from any loss, claim, damage, action or liability relating to or arising from same.

Some states do not allow limitations on how long an implied warranty lasts, so the above limitation may not apply to you. These warranties may not be altered, enlarged or changed by any distributor, dealer or other person.

**This warranty gives you specific legal rights and you may also have other rights, which vary, from state to state.**

LOGIC Windows and Doors  
17 Hope Drive Hallowell, ME 04347



	<p><b>SPECIFICATIONS:</b></p> <p>ELEVATION: - RO = ROUGH OPENING - T = TEMPERED GLASS - E = EGRESS - T.B.O. = TO BE DETERMINED</p> <p>WINDOW INT./EXT. COLOR: EXTERIOR: WHITE INTERIOR: WHITE</p> <p>ANCHORING: ANCHOR BRACKET</p> <p>JAMB DEPTH: 2 3/4" JAMB DEPTH UNLESS OTHERWISE NOTED</p> <p>WINDOW GLAZING: 1.5" TRIPLE GLAZED W/ ARGON 180CL/180 UNLESS NOTED OTHERWISE</p> <p>SCREENS: FIXED SCREEN</p> <p>HARDWARE COLOR: WINDOWS: WHITE DOOR: WHITE</p> <p>DELIVERY / PROJECT LOCATION: SOUTH PORTLAND, ME</p> <p>ISSUE DATE:</p>
<p><b>MAINE RESIDENCE</b></p>	<p>APPROVED BY: DATE:</p>
<p>SIGNATURE OF APPROVAL INDICATES WINDOWS TO BE PROVIDED AS SHOWN. CHANGES MADE MORE THAN 48 HOURS AFTER APPROVAL DATE WILL RESULT IN ADDITIONAL CHARGES EQUAL TO THE COST OF THE UNITS(S) BEING MODIFIED.</p>	<p>LOGIC WINDOWS &amp; DOORS</p>

1. Project Review

- Review drawings and specifications
- Offer product options
- Offer cost saving options
- Offer installation suggestions and details

2. Provide Pricing

- Offer free product pricing at any stage of design

3. Create In-House Shop Drawings

- Submittal package documents where required

4. Place Order

- Signed documents reviewed
- Orders place in timely manner
- Orders tracked

5. Delivery

- Direct to jobsite delivery
- Company representative present at delivery to review

6. Continuing Service after the sale per project needs





17 Hope Drive  
Hallowell, Maine 04347  
Tel: 207-588-6590  
[www.logicwd.com](http://www.logicwd.com)

